

PRODUCT SHEET

Crafted 120 Oiled

Product's Features

TYPE	Two-layers wood floor with surface protective finish.
PRODUCTION	Manufactured by Stile in Città di Castello's plant, Umbria, Italy.
WEAR LAYER	Solid wood layer 4 mm thick
SUPPORT	Phenolic multilayer Birch support with tangled fibres 7,8 mm thick FSC certified.
JOINTS	Each plank has a tongue on the top and right edges and a groove on the lower and left edges.
LENGTHS	Planks has random lengths between 800 and 1.600 mm
WIDTH	Planks are 120 mm wide
OVERALL THICKNESS	Overall thickness is 11 mm

Wood Specie and Grade

WOOD SPECIE	GRADE	HARDNESS	STABILITY	OXIDATION
Oak <i>Quercus pedunculata, O. Robur</i>	Trend Mixed texture, straight and flamed, with colour even contrasting. Possible presence of small healthy knots in some planks.	Medium	Medium	Medium
	Casual Mixed texture, wavy grain with colour even contrasting. Presence of knots of different dimensions however filled.			
	Country Mixed texture wavy grain with small filled cracks and frequent even big knots. Sapwood traces may be present.			
	The wood colours mainly depend on the wood species. Each wood colour varies when exposed to light for a period of time (oxidation). Each wood specie has its own colour and texture. Each wood specie and lot show and different look depending on the area of origin. (Taken from UNI- EN 13226 regulation sect. 5) Select and Trend grade are in conformity with UNI EN 13489 regulations and correspond to: O Casual grade is in conformity with UNI EN 13489 regulations and corresponds to: Δ Country grade is in conformity with UNI EN 13489 regulations and corresponds to free grade			



Finish

Oiled



Neutral oil treatment. It preserves the beauty and the nature of the wood. This kind of finish requires specific procedures for ordinary maintenance.

● ● ● ● Usefulness

● ● ● ● Naturalness

● ● ● ● Strenght

● ● ● ● Repairability

Abrasion resistance

n/a

Reaction to fire class

n/a

Maintenance

FIRST CARE (suggested treatment)

Removal of dust and debris: Bona Dusting Pad, mop or vacuum

Washing: Bona Spray Mop Oiled

First care: Bona Wax Oil Refresher

ORDINARY MAINTENANCE

Removal of dust and debris: Bona Dusting Pad, mop or vacuum

Washing: Bona Spray Mop Oiled

Maintenance: Bona Wax Oil Refresher (min. 1/year)

EXTRAORDINARY MAINTENANCE

Contact the technical department

Installation

GLUED INSTALLATION	Installation with glue MAPEI P913 2K
FLOATING INSTALLATION	Not Allowed
HEATED SUBFLOORS	The floor can be installed glued down on heated sub floors

The products must be unpacked at the time of installation which needs to take place when fixtures and plastering are completed, with room humidity from 40% to 60% and temperature not below 10 °C.

The products must be laid onto dry sub-floors with humidity not above 2% (1,5% in case of heated floors). To grant a correct stability of the wood floor the room temperature must be between 10° and 25° and relative air humidity between 40% and 60%. With a too low humidity degree, some woods could have a natural stabilization and particularly suffer from detachments among the strips; on the contrary with a humidity degree above 60% some woods could suffer from swelling. It is therefore very important to assure the proper conditions even in uninhabited rooms.

During the installation of prefinished floors the remaining glue traces must be removed before the drying only using a Hands & tool cleaners without alcohol or solvents. All the products supplied presanded are sanded but not varnished and they need to be treated right after installation with varnish, oil or wax following the instructions supplied by the producers of these treatments. Any further instructions about the installation must refer to the "Handbook for the installation of wood for civil use" (Edilegno/Federlegno Arredo).















Accidental rising damp from the subfloor or flooding can damage the floor even in an irreversible way. Possible colour spots created by carpets or other objects are likely to disappear when the floor is exposed to light.

For the installation on heated floors, make sure that the plant respects the law, that the coils are covered by at least 3 cm of concrete, that the maximum temperature on the laying surface is 28 °C and that the heating is started gradually (for more detailed information please ask for the specifications about the heated floors).

Description

Two-layers engineered wood floor 11 mm thick, 120 mm wide and with random lengths from 800 to 1.600 mm. Made of a multilayer Birch phenolic support and of a top layer of Oak solid wood 4 mm thick. The floor is finished at the factory with a protective layer of neutral natural oil. The floor must be glued down with a Bi-component glue suitable for installation and can be finished with a solid or veneered Oak skirting.

Certificates

			 <p>Il marchio della gestione forestale responsabile</p>	
<p>Stile has a management system certified ISO 9001</p>	<p>Stile's products are in conformity with UNI EN 14342-2005 + A:2008 regulation for CE mark.</p>	<p>Products with Varnished, Naturale UV, Traffic UV and Bona Raw finishes are included in the Cfl-s1 class for fire reaction with reference to the UNI EN 13501-1 2009 regulation.</p>	<p>FSC® trademark identifies products made with wood from forests managed in a correct and responsible way in accordance with strict environmental, social and economic standards.</p>	<p>All products that have been tested according to the methods described by the French Decree n° 2011-321, have achieved the emission class A+, the most restrictive concerning the emissions of volatile substances.</p>
				
<p>Stile's products comply with the most restrictive Californian standards of the specification 01350 concerning the emissions of volatile substances (VOC).</p>	<p>All the plywood used meets the requirements set by the CARB Phase 2 standard for Formaldehyde emission.</p>	<p>The certificates issued by the Japanese Ministry are considered the highest level of environmental and health standards. Stile's floors have obtained this certification proving to have the lowest levels of formaldehyde emission</p>	<p>The Stile products have been tested according to the UNI-ENV 12633: 2003 standard that determines the value of slip resistance, and has reached the highest class, making the products suitable for installation even in external or wet environments, such as kitchens, bathrooms, swimming pools, etc.</p>	<p>The Green Building Council Italia is the Italian association of leaders that operate for directing the building industry toward the environmental sustainability. Stile products contribute to the acquisition of credits for the LEED® certification.</p>
  <p>www.realwood.eu</p>	 			
<p>FEP is the European Federation of wood floors industry and it is representing the european wood floors manufacturers According to UNI EN 13489 regulation standards only a solid or engineered wood flooring with a minimum thickness of the wear layer of 2.5 mm can be qualified as "parquet".</p>	<p>Federlegno is the federation of companies in the furniture business. "Codice Trasparenza Parquet" is a communication project that highlights usually unreported product's features in order to put the end customer and the distributors in a position to make an informed choice.</p>			

Warranty

Stile Società Cooperativa (trading as Stile), with Headquarters in Trestina, Città di Castello (PG), in via dei Laghi n.18, 06012 Bivio Lugnano, VAT n.03517800540, tel. and fax +39 075 854 706, e-mail stile@stile.com, certified business and member of the most important national and international associations in the field, is present on the market with an avant-garde and high quality product, thanks to its long experience as well as the use of modern and innovative technology. Stile pays maximum attention to every step of the production cycle, from the selection of raw materials to the attention to details. Stile, in addition to the warranty required by law (Legislative Decree 6 September 2015, n.206), provides at no additional costs the following additional commercial warranty.

Warranty Object

The warranty provided refers to manufacturing defects of the product, as well as material faults, including raw materials and every other material and component used in the manufacturing process, such as glues and varnishes. In presence of one of the above conditions, Stile will assure the restoration of the damaged floor within the terms and conditions agreed. The validity of this warranty is subject to:

Acceptance and subscription of what mentioned above by the buyer at the time of the sale or product trial;
Compliance of the buyer responsibilities.

Exclusions

This warranty doesn't include:

- 1) Defects of aesthetic nature, that don't compromise the functionality of the product
- 2) Damages due to external causes of any nature (such as including but not limited to, flooding, humidity infiltration, climate changes, etc.) not directly connected to manufacturing defects of the floor or caused by negligence or incompetence during the installation when the common craftsmanship rules were not applied.
- 3) Damages due to errors, defects or faults known by the buyer before the installation of the floor presenting this damage and to which this guarantee applies to
- 4) Damages due to improper maintenance and use of floor
- 5) Intentional damages caused fraudulently by the buyer
- 6) Indirect damages, such as no longer access to the premises, dismantling, moving of window fixtures and furniture, hotel accommodation, etc.
- 7) Intangible damage

Duration of the Warranty

The warranty is valid for a period of 25 years from the invoice date for installations with residential purposes and 10 years for commercial.

Application of the Warranty

In case the buyer notices a defect of the product included within those mentioned in this warranty, is requested to:

- 1) Immediately notify Stile via fax or recorded delivery with all the details, at least within 8 days from the discovery;
 - 2) Try to limit as much as possible the entity of the damage;
 - 3) Provide Stile, or the appointed member of staff, all the information, documents and proof requested
 - 4) Keep the damaged parts and allow Stile or the appointed members of staff, to carry out tests and allow data collection
- The reparation can take place only after an inspection from the appointed member of staff has been carried out. This will have to take place within 15 days from the official communication (see point 1).

Fraudulent amplification of the damage

This warranty doesn't apply in case the buyer facilitates the progression of the damages, fraudulently alters or exaggerates any traces or residues, declares as destroyed things that didn't exist, hide, subtract or sabotage material and uses as justifications fraudulent documents or means

